

Conservation Tips

Lake Forest Park Water District sources its water from an excellent aquifer that bears no indication of overuse. Nevertheless, water conservation helps to save you money. Most homes can conserve water without any significant change in life-style. Here are some tips that will help your next bill:

- Compost vegetable food waste instead of using the garbage disposal.
- Spread 2-3 inches of mulch around plants to reduce evaporation.
- Repair all plumbing leaks promptly. This is especially important to monitor in older homes.
- Deep water your lawn early in the morning before the heat of the sun.
- Repair any leaking pipes or malfunctioning sprinkler heads on your irrigation system.
- Sweep off any leaf litter before pressure-washing or hosing off your driveway.

Contact Information

LAKE FOREST PARK WATER DISTRICT Phone: (206)-365-3211
F. Alan Kerley, General Manager FAX: (206)-365-3357
4029 N.E. 178th St.
Lake Forest Park, WA 98155 e-mail: office@lfpwd.org

District website has ongoing information and news: www.lfpwd.org
Washington State Department of Health Website: www.doh.wa.gov/gov/ehp/dw
Environmental Protection Agency Website: www.epa.gov/safewater
Safe Drinking Water Hotline Phone: 1-800-426-4791
e-mail: hotline-sdwa@epamail.epa.gov

Participate in District Board Meetings! The District's Board of Commissioners has regular meetings on the third Monday of each month at 8:00 AM in the District office on 178th Street. We invite any interested persons to participate.



Lake Forest Park Water District
4029 N.E. 178th St.
Lake Forest Park, WA 98155



Board of Commissioners
William F. Donahue
David A. Hammond
Eli B. Zehner

PRINTED ON 30% RECYCLED PAPER

Maintenance and Improvement Program

Residents in our District should be aware of several ongoing projects and scheduled activities that ensure a reliable supply of quality water now and in the future:

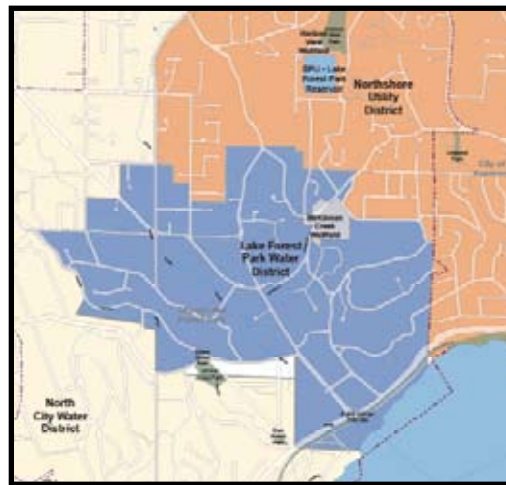
- Annual flushing of water mains ensures that mineral sediments like iron and manganese oxides do not accumulate in the pipes. Customers may briefly notice discoloring sediments in the tap while flushing is underway. This is not hazardous to your health. If you have any concerns, please contact the District.

- Water is sampled routinely several times a month from sample stations throughout the District. These samples are tested for bacterial contamination in-house and by an independent laboratory.

- Aged water meters and models without low-flow detectors are being replaced throughout the district to enhance customer leak detection and improve metering accuracy.

- New watermain that is installed as part of our replacement schedule is upsized to provide fire flow. Data from our recent calibration study shows a marked improvement in fire flow capacity over the last eight years.

- The District is nearing completion of an update to its six-year Comprehensive System Plan, which also outlines a twenty-year capital improvement program. The plan update includes a rate analysis component. District customers are always welcome to attend board meetings.



LAKE FOREST PARK WATER DISTRICT

2014 Annual Water Quality Report



Mission

"Lake Forest Park Water District strives to provide high quality water, sourced from our local aquifer, at the lowest reasonable cost, while investing in our infrastructure and maintaining the highest level of customer service."

The Source of Your Water

Lake Forest Park Water District (LFPWD) water comes from two wellfields. **McKinnon Creek Wellfield** is located on District-owned acreage in the northern end of the community. There are eight artesian aquifer wells less than 30 feet deep that produce a combined flow of around 100 gallons per minute (gpm) and three drilled wells that are over 200 feet deep and pump up to 800 gpm.

Horizon View Wellfield is located next to Horizon View Park and consists of two deep wells which draw from the same aquifer as our other deep wells. Water is gravity fed from an equalizing tank into the distribution system.

LFPWD stores water in three steel reservoirs with a combined capacity of 480,000 gallons. The system uses an average of 275,000 gallons per day and during hot summer days that figure can rise to 625,000 gallons per day. Through conservation and leak repairs our usage has been reduced substantially in recent years.

Interested customers are welcome to receive a full field tour of our production facilities. Just call the District office to arrange your visit.

Protecting Our Resource...



This report contains water quality results for the calendar year 2014. We have also included additional information regarding maintenance, conservation, and special advisories. The district ensures the quality and safety of our water through our maintenance program, a water testing program that exceeds state requirements and stewardship of our watershed.

Our Wellhead Protection Program is monitored by the Washington State Department of Health. Our shallow artesian wellfield in the McKinnon Creek Wellfield is classified as "highly susceptible" while the deep well fields are rated as moderately susceptible based on the depth of the wells. From a groundwater protection standpoint, the wellhead areas are considered relatively safe from contamination because potential contaminant sources are limited. The District owns and manages a combined area of around 14 acres immediately surrounding the wells in the McKinnon Creek and Horizon View Wellfields.

.....
"We are very fortunate to be one of the few water districts in the region supplying naturally pure water...and our customers love it!"
-Alan Kerley, General Manager
.....

Water Content and Treatment

Drinking water, including bottled water, may reasonably be expected to contain at least small amounts of some contaminants. The presence of contaminants does not necessarily indicate that water poses a health risk. State and Federal guidelines have suggested a Maximum Contaminant Level (MCL) for most substances found in water. **Table 1** compares the detected values with the MCL for current test results. More information about contaminants and potential health effects can be obtained by calling the EPA's Safe Drinking Water Hotline (1-800-426-4791).

The Total Coliform Rule (TCR) requires water systems to meet a strict limit for coliform bacteria all the way to the customer connection. Coliforms are a large class of bacteria that are mostly harmless, but their presence in water can be an indication of disease-causing bacteria. If coliform bacteria are found, special follow-up tests are done to determine if harmful bacteria are also present in the water supply.

If this happens, we will notify the public by written notice, newspaper, television or radio. To comply with the stricter regulation while still maintaining chlorine free water, we have installed automated standby chlorination equipment which can be used immediately in the event of contamination with harmful bacteria.




Table 1 - 2014 Water Quality as tested in Distribution System

	Violation Y/N	Most Recent Sample	Avg Value	Max Value	Unit	MCLG	MCL	Likely Source of Contamination
Coliform Bact	Y	12/10/2014	0	2	cfu/dl	0	>1/mo	Throughout the environment
Fecal Coliform and <i>E. coli</i>	N	12/10/2014	0	0	cfu/dl	0	0	Animal waste
Turbidity	Y	6/2/2010	1.390	1.39	NTU	n/a	1	Suspended mineral deposits
Radioactive Contaminants								
Beta/photon emitters	N	6/9/2009	1.892	4.4	pCi/L	0	50	Decay of natural and man-made deposits
Inorganic Contaminants								
Arsenic	N	6/2/2010	4	4	ppb	n/a	50	Erosion of natural deposits; runoff from orchards; runoff from glass and electronics production wastes
Fluoride	N	6/2/2010	ND	ND	ppm	4	4	Erosion of natural deposits, water additive, discharge from fertilizer and aluminum factories
Iron	N	6/2/2010	0.15	0.15	ppm	0.3	0.3	natural deposits in ground
Lead	N	6/2/2010	ND	ND	ppb	0	15	Corrosion of household plumbing systems
Copper	N	6/2/2010	ND	ND	ppm	1.3	1.3	Natural Deposits
Nitrate	N	6/19/2013	1.23	2.87	ppm	10	10	Runoff from fertilizer use; leaching from septic tanks, sewage; erosion

Lead and Copper Sampling at Residential Taps

Lead and copper monitoring is conducted as directed by the State in ten homes categorized as high risk. The District tests these homes under worst-case conditions. 2014 test results did not exceed the 90th percentile allowable level for lead or copper. **Table 2** summarizes these results.

In Washington State, lead in drinking water comes primarily from materials and components used in household plumbing. The more time water has been sitting in pipes, the more dissolved metals, such as lead, it may contain. Elevated levels of lead can cause serious health problems, especially in pregnant women and young children.

To help reduce potential exposure to lead: for any drinking water tap that has not been used for 6 hours or more, flush water through the tap until the water is noticeably colder before using for drinking or cooking. You can use the flushed water for watering plants, washing dishes, or general cleaning. Only use water from the cold-water tap for drinking, cooking, and especially for making baby formula. Hot water is likely to contain higher levels of lead. If you are concerned about lead in your water, you may wish to have your water tested. Information on lead in drinking water is available from EPA's Safe Drinking Water Hotline at 1-800-426-4791 or online at <http://www.epa.gov/safewater/lead>.

Table 2 - Lead and Copper Levels at Residential Taps

Variable	Contaminant Level (90% samples below this level)	Number of Sites Exceeding Action Level (AL)	Maximum Contaminant Level (MCL) / Action Level (AL)	Contamination Source
Copper	0.596 ppm	All Sample results below AL	Exceeds if >10% of homes tested >1.3ppm	Corrosion of household plumbing systems
Lead	6 ppb	All Sample results below AL	Exceeds if >10% of homes tested > 15ppb	Corrosion of household plumbing systems

Water Use Efficiency (WUE) Report

Lake Forest Park Water District is subject to Municipal Water Law that is regulated by Washington State Department of Health (DOH). DOH has implemented regulations (Water Use Efficiency Rules) that are intended to create a more efficient use of the resource so that future demands are met appropriately. The process of developing WUE goals includes engaging customer and public participation.



Our WUE Goal: Reduce average customer usage by 0.33% per year over the next three years for a 1% reduction in the Equivalent Residential Unit (ERU) average consumption by 2012, which, given the historical ERU consumption of 215 gallons/day (Comprehensive System Plan 2005), will achieve a reduction of 2.15 gallons/day per ERU by 2012.

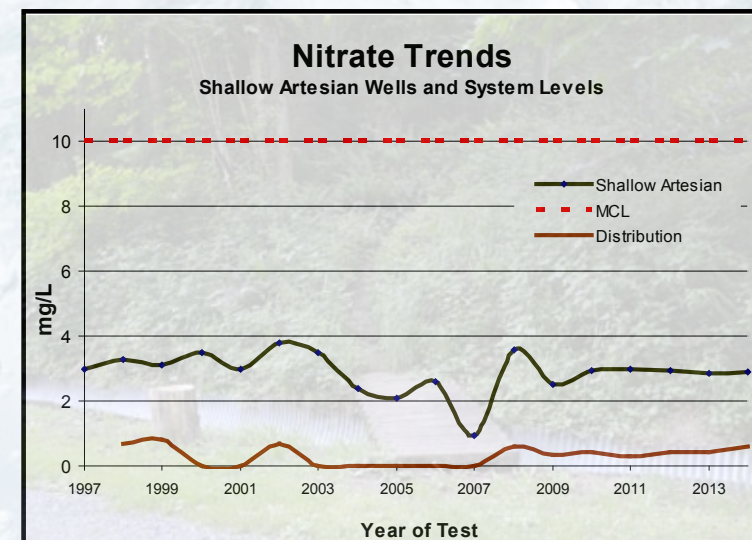
Our Progress: The current goal set in 2010 has been met. We are currently drafting an updated Water System Plan that will set forth a new 6-year demand side goal. Until this goal is established, we will continue with the current goal of a .33% per year reduction in historical ERU average consumption (215 gallons/day). 2014 ERU gallons/day average was 186.

Water Quality Testing

The State Department of Health and the EPA require water purveyors to sample their water on a regular basis to ensure its safety. The Department of Health (DOH) establishes specific testing requirements for each water purveyor, based on their risk assessment for each contaminant. Because of this, many tests are infrequent for reason of economy. Our District is required to test for bacterial contamination three times per month. To insure high quality water the District actually averages 15 bacterial tests per month.

Nitrate Monitoring

The District has been closely tracking nitrate level trends in our source and distribution. We appreciate the attention of residents in our ground water recharge area who avoid the use of high nitrate containing fertilizers and other chemicals to protect our water source. Nitrate levels continue to remain well below the MCL.



DEFINITIONS

MCLG - Maximum Contaminant Level Goal
The level of a contaminant in drinking water below which there is no known or expected risk to health. MCLGs allow for a large margin of safety.

MCL - Maximum Contaminant Level
The highest level of a contaminant that is allowed in drinking water. MCLs are set as close to the MCLGs as is feasible using the best available treatment technology.

NTU - Nephelometric Turbidity Unit
The unit of measurement for turbidity. Turbidity is caused by suspended sediments in water.

ppm - Parts per million
or mg/l - 1 Milligram per liter (One part per million corresponds to one minute in two years or a single penny in \$10,000.)

ppb - Parts per billion
or mg/l - Micrograms per liter (One part per billion corresponds to one minute in 2,000 years, or a single penny in \$10,000,000.)

AL - Action Level
The concentration of a contaminant which, if exceeded, triggers treatment or other requirements which a water system must follow

ND - Not Detected

Distribution Leakage Summary

Total Water Produced and obtained:	91.5 Million Gal.
Total Water Accounted for:	69.6 Million Gal.
Distribution System Leakage %:	23.9%

Advisories

Our water is not chlorinated or fluoridated. Families with growing children may contact their dentist regarding the use of fluoride supplements such as toothpaste containing fluoride.

The District water is tested for arsenic in accordance with federal guidelines and levels remain within these standards.

Some people are more vulnerable to contaminants in drinking water than the general population. Immuno-compromised people such as those undergoing chemotherapy, people who have undergone organ transplants, people with HIV/AIDS or other immune system disorders, some elderly, and infants can be particularly at risk from infections. These people should seek advice from their health care providers about drinking water. EPA/CDC guidelines on appropriate means to lessen the risk of infection by microbial contaminants are available from the Safe Drinking Water Hotline (1-800-426-4791).