

Conservation Tips

Lake Forest Park Water District sources its water from an excellent aquifer that bears no indication of overuse. Nevertheless, water conservation helps to save you money. Most homes can conserve water without any significant change in life-style. Here are some tips that will help your next bill:

- Compost vegetable food waste instead of using the garbage disposal
- Spread 2-3 inches of mulch around plants to reduce evaporation
- Repair all plumbing leaks promptly. This is especially important to monitor in older homes.
- Deep water your lawn early in the morning before the heat of the sun
- Repair any leaking pipes or malfunctioning sprinkler heads on your irrigation system
- Sweep off any leaf litter before pressure-washing or hosing off your driveway

Contact Information

LAKE FOREST PARK WATER DISTRICT Phone:(206)-365-3211
F. Alan Kerley, General Manager FAX: (206)-365-3357
4029 N.E. 178th St.
Lake Forest Park, WA 98155 e-mail: office@lfpwd.org


District website has ongoing information and news: www.lfpwd.org
Washington State Department of Health Website: www.doh.wa.gov/gov/ehp/dw
Environmental Protection Agency Website: www.epa.gov/safewater
Safe Drinking Water Hotline Phone: 1-800-426-4791
e-mail: hotline-sdwa@epamail.epa.gov

Participate in District Board Meetings! The District’s Board of Commissioners has regular meetings on the fourth Tuesday of each month at 6:00 PM in the District office on 178th Street. We invite any interested persons to participate.

Maintenance and Improvement Program

Residents in our District should be aware of several ongoing projects and scheduled activities that ensure a reliable supply of quality water now and in the future:

- We completed Phase I of our McKinnon Pumphouse Project, which resulted in a major upgrade to the the wellhead area piping and underground infrastructure. This paves the way for Phase II which will complete the project with a new building to house pumps, valves, and control systems. Projected to be finished in 2021 this project will provide increased fire protection capacity, efficiency, resilience, security, monitoring, and control.
- Water is sampled routinely several times a month from the reservoirs and sample stations throughout the District. These samples are tested for bacterial contamination in-house or by a certified laboratory.
- The District’s advisory committee serves the board in matters relating to the protection of source waters and facilitating additional communication between the community and the District.
- The District continues to progress in developing capital infrastructure improvements that increase efficiency and water quality.

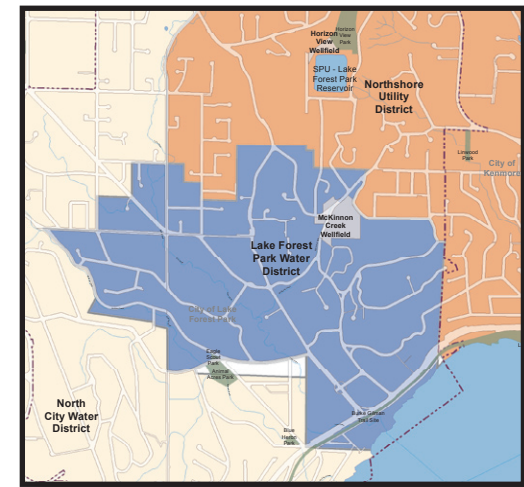


Lake Forest Park Water District
4029 N.E. 178th St.
Lake Forest Park, WA 98155

Board of Commissioners
William F. Donahue
David A. Hammond
Eli B. Zehner

PLACE
STAMP
HERE

PRINTED ON 30% RECYCLED PAPER



- To ensure that water is kept as pristine as possible throughout the entire distribution, the District has implemented a system specific Best Management Practices (BMP) policy that was developed over the previous three years. A partial list of current implementations include painting tank tops white to reflect heat, installing HEPA filtration on tank vents, installing improved seals on access hatches, trimming of vegetation around tanks, and additional monitoring of water quality.



Mission

“Lake Forest Park Water District strives to provide high quality water, sourced from our local aquifer, at the lowest reasonable cost, while investing in our infrastructure and maintaining the highest level of customer service.”

LAKE FOREST PARK WATER DISTRICT

2020 Annual Water Quality Report

Delivering Excellence

To ensure you are well informed about your water, Lake Forest Park Water District provides this annual report that contains water quality results as required by the Environmental Protection Agency (EPA) for the calendar year 2020. We have also included additional information regarding maintenance, conservation, and special advisories. The district ensures the quality and safety of our water through our maintenance program, stewardship of our watershed, and a water testing program that exceeds state requirements.

The Source of Your Water

Lake Forest Park Water District (LFPWD) water is sourced from naturally pristine sources in two wellfields.

- **McKinnon Wellfield** is located on District-owned acreage in the northern end of the community. There are eight artesian aquifer wells less than 30 feet deep that produce a combined flow of around 100 gallons per minute (gpm) and three drilled wells that are over 200 feet deep and pump up to 800 gpm.
- **Horizon View Wellfield** is located next to Horizon View Park and consists of two deep wells which draw from the same aquifer as our other deep wells. Water is gravity fed from an equalizing tank into the distribution system.

LFPWD stores water in three steel reservoirs with a combined capacity of 480,000 gallons. The system uses an average of 275,000 gallons per day and during hot summer days that figure can rise to 625,000 gallons per day. Through conservation measures, our usage has been reduced substantially in recent years.

Our Wellhead Protection Program is monitored by the Washington State Department of Health which classifies wells in terms of susceptibility to contaminants. Our shallow artesian wells in the McKinnon Wellfield are rated “highly susceptible” while the deep wells are “moderately susceptible” based on depth to the aquifer. The Horizon View wells have “low susceptibility” due to their depth and construction. The District owns and manages a combined area of around 14 acres immediately surrounding the wells in the McKinnon and Horizon View Wellfields.



Award Winning Water!

Following our success in 2019, we entered and won the 2020 King County best tasting water award!

Most of our customers appreciate the taste of our water and realize that even though the Northwest has some of the best water in the country, it still compares well regionally. Part of this is due to the fact that because it is already free of contaminants, our water doesn’t need treatments that come with potentially objectional taste,

We are proud to convey this resource to your homes and businesses, and appreciate your passion to help protect this legacy.

(Above photo depicts recent construction in the McKinnon Wellfield near one of our reservoirs)

Water Content and Purity

Drinking water, including bottled water, may reasonably be expected to contain at least small amounts of some contaminants. The presence of contaminants does not necessarily indicate that water poses a health risk. State and Federal guidelines have suggested a Maximum Contaminant Level (MCL) for most substances found in water. **Table 1** compares the detected values with the MCL for current test results. More information about contaminants and potential health effects can be obtained by calling the EPA's Safe Drinking Water Hotline (1-800-426-4791).

The Total Coliform Rule (TCR) requires water systems to meet a strict limit for coliform bacteria all the way to the customer connection. Coliforms are a large class of bacteria that are mostly harmless, but their presence in water can be an indication of disease-causing bacteria. If coliform bacteria are found, special follow-up tests are done to determine if harmful bacteria are also present in the water supply.

If this happens, we will notify the public by written notice, newspaper, television or radio. To comply with the stricter regulation while still maintaining chlorine free water, we have installed automated standby chlorination equipment which can be used immediately in the event of contamination with harmful bacteria.



Table 1 - 2020 Water Quality as tested in Distribution System

	Violation Y/N	Most Recent Sample	Avg Value	Max Value	Unit	MCLG	MCL	Likely Source of Contamination
Coliform Bact	N	12/17/2020	0	0	cfu/dl	0	>1/mo	Throughout the environment
Fecal Coliform and <i>E. coli</i>	N	12/17/2020	0	0	cfu/dl	0	0	Animal waste
Turbidity	N	5/23/2019	0.36	0.36	NTU	n/a	1.0	Suspended mineral deposits
Radioactive Contaminants								
Beta/photon emitters	N	5/27/2015	1.525	4.4	pCi/L	0	50	Decay of natural and man-made deposits
Inorganic Contaminants								
Arsenic	N	5/23/2019	4.0	4.0	ppb	n/a	10	Erosion of natural deposits; runoff from orchards; runoff from glass and electronics production wastes
Fluoride	N	5/23/2019	0.1	0.1	ppm	4.0	4.0	Erosion of natural deposits, water additive, discharge from fertilizer and aluminum factories
Iron	N	5/23/2019	0.08	0.08	ppm	0.3	0.3	natural deposits in ground
Lead	N	5/23/2019	ND	ND	ppb	0.0	15.0	Corrosion of pipe fittings containing lead
Copper	N	5/23/2019	.005	.005	ppm	1.3	1.3	Natural Deposits
Nitrate	N	5/23/2019	1.33	2.5	ppm	10.0	10.0	Runoff from fertilizer use; leaching from septic tanks, sewage; erosion

Lead and Copper Sampling at Residential Taps

Lead and copper monitoring is conducted as directed by the State in ten homes categorized as high risk. The District tests these homes under worst-case conditions on a three year schedule. 2020 test results did not exceed the 90th percentile allowable level for lead or copper. **Table 2** summarizes these results. In Washington State, lead in drinking water comes primarily from materials and components used in household plumbing. The more time water has been sitting in pipes, the more dissolved metals, such as lead, it may contain. Elevated levels of lead can cause serious health problems, especially in pregnant women and young children.

Table 2 - Lead and Copper Levels at High-Risk Residential Taps

Variable	Contaminant Level (90% samples below this level)	Number of Sites Exceeding Action Level (AL)	Maximum Contaminant Level (MCL) / Action Level (AL)	Contamination Source
Copper	0.306 ppm	All Sample results below AL	Exceeds if >10% of homes tested >1.3ppm	Corrosion of household plumbing systems
Lead	1 ppb	All Sample results below AL	Exceeds if >10% of homes tested > 15ppb	Corrosion of household plumbing systems

To help reduce potential exposure to lead: for any drinking water tap that has not been used for 6 hours or more, flush water through the tap until the water is noticeably colder before using for drinking or cooking. You can use the flushed water for watering plants, washing dishes, or general cleaning. Only use water from the cold-water tap for drinking, cooking, and especially for making baby formula. Hot water is likely to contain higher levels of lead. If you are concerned about lead in your water, you may wish to have your water tested. Information on lead in drinking water is available from EPA's Safe Drinking Water Hotline at 1-800-426-4791 or online at <http://www.epa.gov/safewater/lead>.

Water Use Efficiency (WUE) Report

Lake Forest Park Water District is subject to Municipal Water Law that is regulated by Washington State Department of Health (DOH). DOH has implemented regulations (Water Use Efficiency Rules) that are intended to create a more efficient use of the resource so that future demands are met appropriately. The process of developing WUE goals includes engaging customer and public participation.



Our WUE Goal:
To reduce average customer usage by .33% per year for a 2% reduction in the Equivalent Residential Unit (ERU) average consumption over a six year period. Our current ERU is 197 Gal/Day.

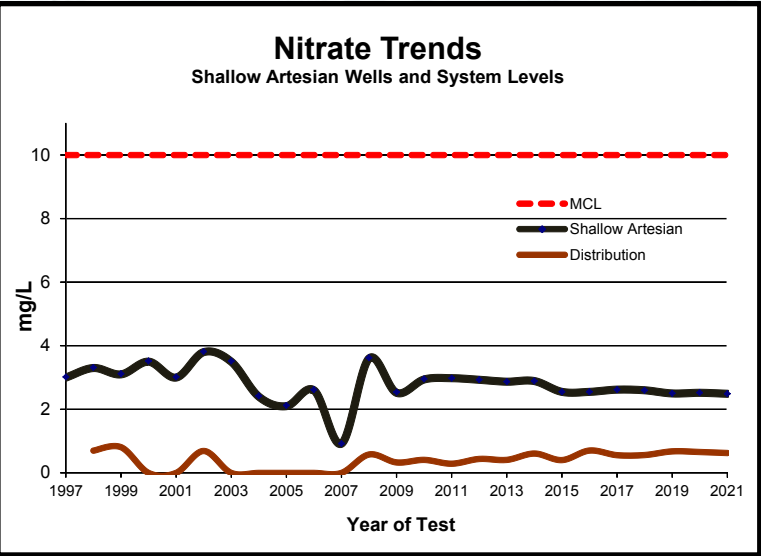
Our Progress:
ERU average consumption for 2020 was 172 gallons per day(gpd). Water savings for 2020 = 9,453,500 gallons. 2019 average consupnion per ERU was 178gpd, 2018 was 187, 2017 was 194. Savings since goal establishment = 22.8M gallons. Measures are unchanged from 2017 and the District is on track to meet or exceed the established goal. Primary measure is customer education through newsletters and Consumer Confidence Report (C.C.R.)

Water Quality Testing

The State Department of Health and the EPA require water purveyors to sample their water on a regular basis to ensure its safety. The Department of Health (DOH) establishes specific testing requirements for each water purveyor, based on their risk assessment for each contaminant. Because of this, many tests are infrequent for reason of economy. Our District is required to test for bacterial contamination three times per month. To insure high quality water the District actually averages approximately 15 bacterial tests per month.

Nitrate Monitoring

The District has been closely tracking nitrate level trends in our source and distribution. We appreciate the attention of residents in our ground water recharge area who **avoid** the use of high nitrate containing fertilizers and other chemicals to protect our water source. Nitrate levels continue to remain well below the MCL



DEFINITIONS

MCLG - Maximum Contaminant Level Goal
The level of a contaminant in drinking water below which there is no known or expected risk to health. MCLGs allow for a large margin of safety.

MCL - Maximum Contaminant Level
The highest level of a contaminant that is allowed in drinking water. MCLs are set as close to the MCLGs as is feasible using the best available treatment technology.

NTU - Nephelometric Turbidity Unit
The unit of measurement for turbidity. Turbidity is caused by suspended sediments in water.

ppm - Parts per million
or mg/l - 1 Milligram per liter (One part per million corresponds to one minute in two years or a single penny in \$10,000.)

ppb - Parts per billion
or mg/l - Micrograms per liter (One part per billion corresponds to one minute in 2,000 years, or a single penny in \$10,000,000.)

AL - Action Level
The concentration of a contaminant which, if exceeded, triggers treatment or other requirements which a water system must follow

ND - Not Detected

Distribution Leakage Summary

Total water produced and obtained:	77.5 Million Gal.
Total water accounted for:	67.2 Million Gal.
Distribution System Leakage (DSL) %:	13.2%
3 year annual average	10.2%

Advisories

Our water is not chlorinated or fluoridated. Families with growing children may contact their dentist regarding the use of fluoride supplements such as toothpaste containing fluoride.

The District water is tested for arsenic in accordance with federal guidelines and levels remain within these standards.

Some people are more vulnerable to contaminants in drinking water than the general population. Immuno-compromised people such as those undergoing chemotherapy, people who have undergone organ transplants, people with HIV/AIDS or other immune system disorders, some elderly, and infants can be particularly at risk from infections. These people should seek advice from their health care providers about drinking water. EPA/CDC guidelines on appropriate means to lessen the risk of infection by microbial contaminates are available from the Safe Drinking Water Hotline (1-800-426-4791).